

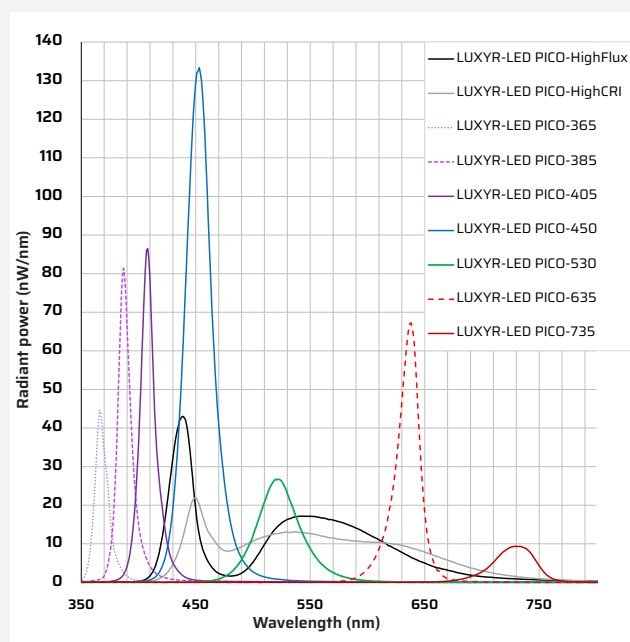
LED lightsource with up to 800 lm

luxyr® LED PICO

For various microscopy and illumination applications



Front view luxyr LED PICO



Spectra of available LEDs (more on request)

The luxyr LED PICO offers maximum variability and optical performance for a wide range of microscopy and illumination applications. Various adapters, which can be adapted to customer requirements, enable connection to all common microscopes and optical setups. Operation is convenient via a PC application or control panel. Pulse- and level-controlled operation is also possible, with control also via a computer application. Thus, even the most demanding illumination tasks and time series experiments can be realized.

PRODUCT HIGHLIGHTS

- Homogeneous illumination
- High luminous flux (CW up to 800 lm)
- Gamma corrected brightness control
- Pulsing with TTL trigger up to 100 kHz possible
- Silent and vibration-free operation
- Compact design & low weight
- Different LED versions available

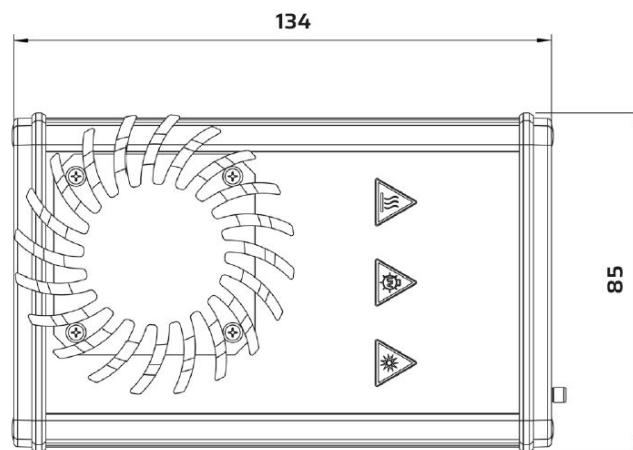
AREAS OF APPLICATION

- Fluorescence microscopy
- Brightfield & darkfield microscopy
- Image processing & optical inspection
- Semiconductor manufacturing
- Forensics

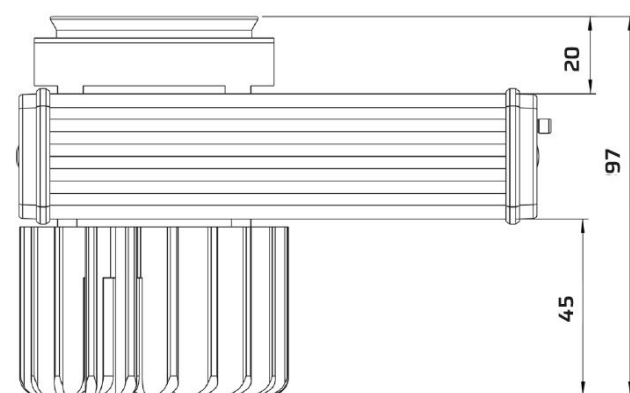


CW-Mode		
Description	Continuous operation with adjustable luminous flux	
Parameters	Light ripple	<0.5%
Follow-Mode		
Description	Level-controlled operation (TTL) with preconfigured luminous flux	
Parameters	Rise time (t_{10-90})	< 2 μ s
	Fall time (t_{90-10})	< 2 μ s
	Signal runtime	< 1 μ s
Pulse-Mode		
Description	Edge-controlled pulses (delay, length and luminous flux pre-configurable)	
Parameter	Rise time (t_{10-90})	< 2 μ s
	Fall time (t_{90-10})	< 2 μ s
	Min. pulse length ($t_{\text{Pulse min}}$)	10 μ s
	Min. delay	< 5 μ s
Interfaces		
Control	Mini-DIN for control via control panel	
Config	USB 2.0 (type B micro) for configuration, operation & status messages	
TTL	SMB socket for follow mode & pulse mode	
DC _{in}	Hollow plug for supply via power supply unit (included in delivery)	
Optical output	Collimation optics with microscope adapter (for Zeiss, Leica, Nikon, Olympus, customized)	
Specification		
Mains voltage for power supply unit	100 to 240 VAC \pm 10 %, 50 to 60 Hz	
Power consumption	max. 36 VA	
Dimensions light source	134 mm x 85 mm x 97 mm (l/h/w)	
Weight	0.8 kg	
Others		
Scope of delivery	Light source, control panel, power supply, microscope adapter of choice, operating instructions	
Accessories	Configuration software	

Devices-types	CRI /Peak-Wavelength	Integral luminous flux
-ighFlux	White CRI70	> 2.500 mW (800 lm)
-HighCRI	White CRI90	> 2.500 mW (700 lm)
-365	365 nm \pm 5 nm	> 1.200 mW
-385	385 nm \pm 5 nm	> 1.700 mW
-405	405 nm \pm 5 nm	> 1.700 mW
-450	455 nm \pm 10 nm	> 4.000 mW
-530	530 nm \pm 10 nm	> 1.000 mW
-635	632 nm \pm 7 nm	> 1.000 mW
-735	730 nm \pm 15 nm	> 500 mW



View from above luxyr LED PICO | Dimensions in mm



View from the side luxyr LED PICO | Dimensions in mm

Contact:

Phone: +49 3641 35 30-30 | E-Mail: sales@lej.de

Your Go-To-OEM Partner

www.lej.de