

ezSTMTM



海纳光学

电话: 0755-84870203

邮箱: sales@highlightoptics.com

Scanning Tunneling Microscope

- Ultimate performance with small footprint
- Anytime upgrade to ezAFMTM

Technical Specification


- 1pA-10nA or 100pA-100nA current range
- 0.1pA current step size
- 0.5x0.5x0.2 μ m or 1x1x0.5 μ m (XYZ) Scanner
- Z resolution 0.5pm
- XY resolution 1pm
- Constant current, constant height imaging modes
- Current-Voltage, Current-Distance spectroscopy
- Tip voltage ± 15 V in 300 μ V steps
- Ultrasonic motors for fastest sample approach & XY coarse sample positioning up to 5mm
- Sample thickness up to 15mm
- 2MP CMOS, LED illuminated side view video camera with manual focusing and 5X digital zooming

Controller Electronics


- Digital feedback with FPGA/DSP
- 24 Bit ADCs/DACs
- Simultaneous scan of 6 channels @ 4096x4096 pixels
- USB interface
- 100-240 VAC, 50/60Hz, 50W

Software


- Control Software and Image Analyzer
- Free software upgrades for lifetime
- Unlimited user licence



Carbon Atoms in HOPG



7 x 7 nm



5 x 5 nm



STM Tip on Sample

STM Images of Decanethiol SAM on Au (111)